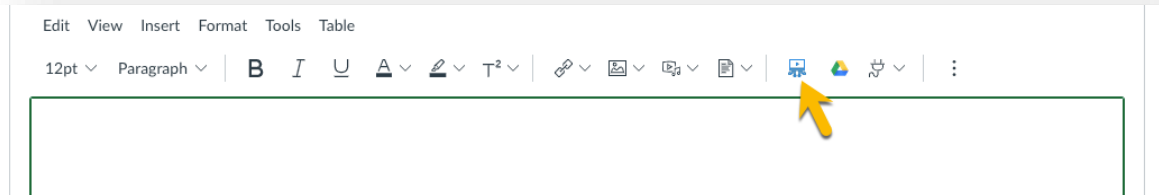
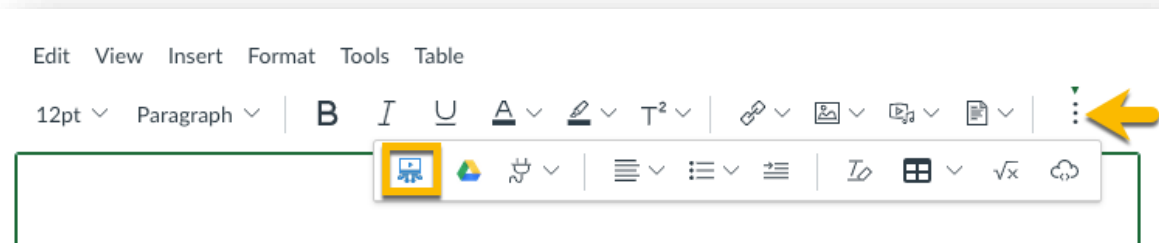


Embed Canvas Studio Media

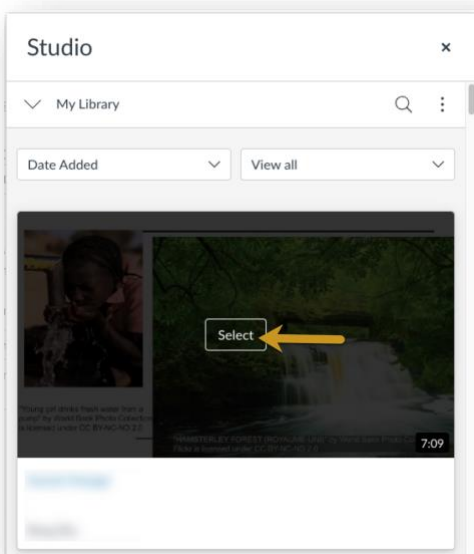
Navigate to your assignment, a discussion or an assignment. Select the **Studio** icon in Rich Content Editor.



If you don't see the Studio icon, click the Options icon to find it.

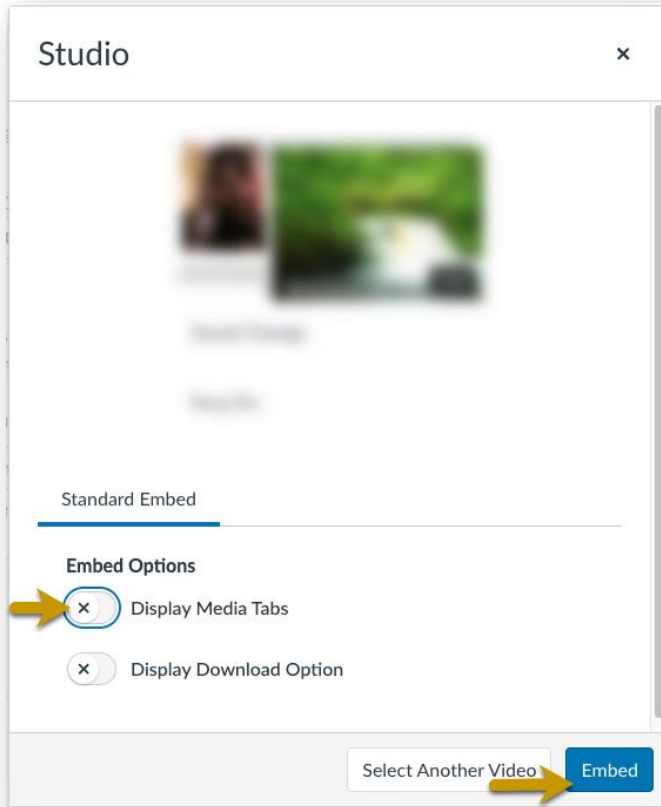


Hover your cursor over the media file to select it.



By default, the **Display Media Tabs** option is enabled and the **Display Download Option** is turned off.

Click the **Display Media Tabs** toggle to disable it. Then, click the **Embed** button.



Click **“Reply”** to share your video in a discussion forum. If this is an assignment, click **“Submit Assignment”** to submit the video for grading.

Note: Once you submit a Canvas Studio video or audio file as an **assignment**, the video or audio file is created as a new copy owned by your instructor. You will not be able to edit any details.